

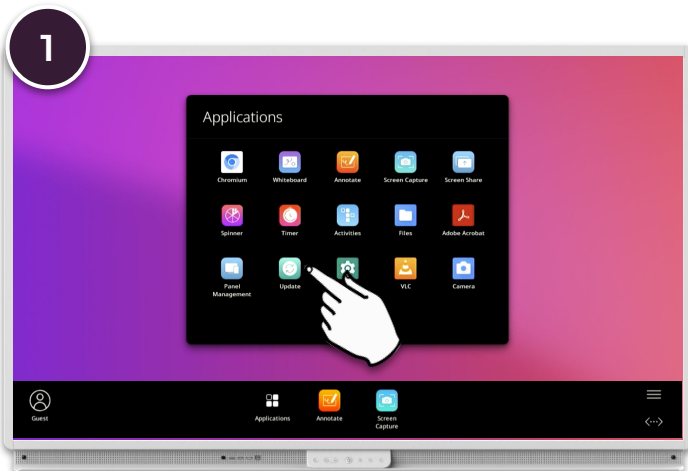
UPDATE THE ACTIVPANEL FIRMWARE

Learn how to update your ActivPanel's firmware.

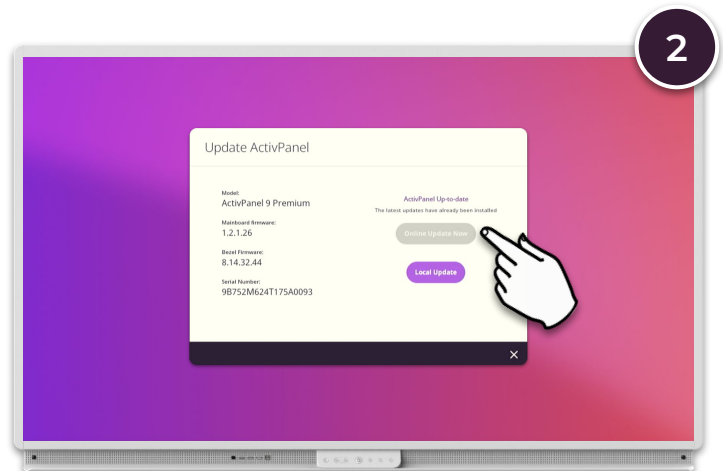


Firmware update

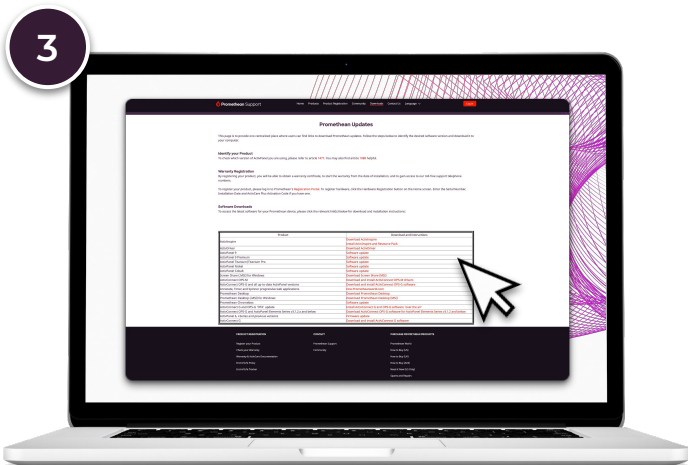
Your ActivPanel receives regular updates to ensure security, improve functionality and even add new features. In most cases, the IT-department will handle these updates centrally. You can also, however, update to the latest version directly from the ActivPanel.



Open the **Menu**, **Applications** locker and then select **Update**.



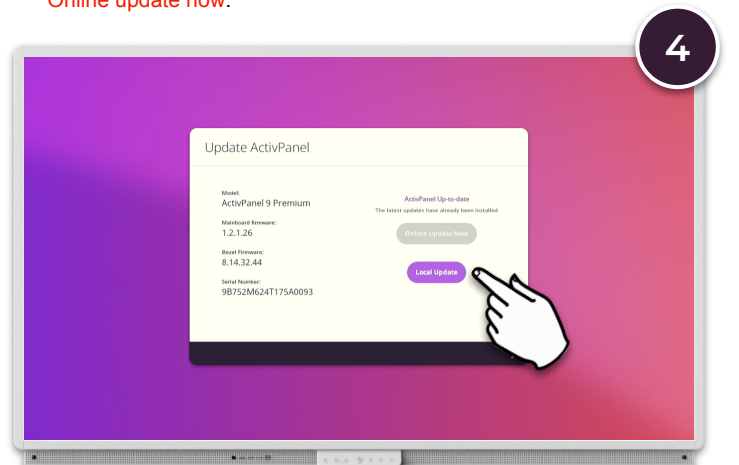
If your ActivPanel has an Internet connection, an automatic search for updates is performed. If a newer firmware is available, select **Online update now**.



if your ActivPanel does not have an Internet connection, you can download the latest firmware from:

<https://support.prometheanworld.com/s/downloads>

Copy the downloaded file onto an empty **USB stick**.



Insert the **USB-stick** into one of the ActivPanel's **USB ports**, select **Local update** and follow the onscreen instructions.