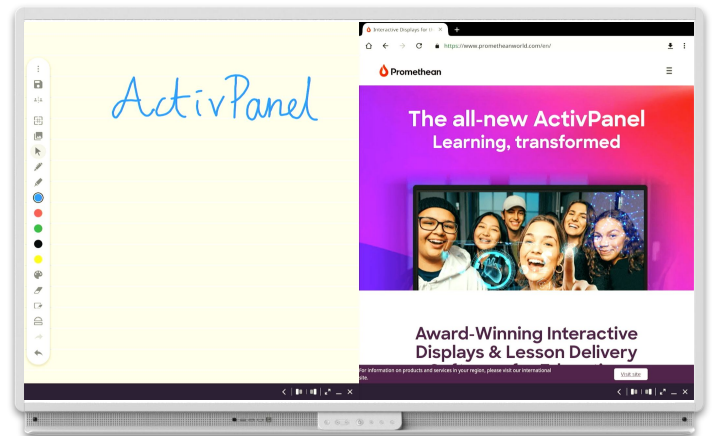
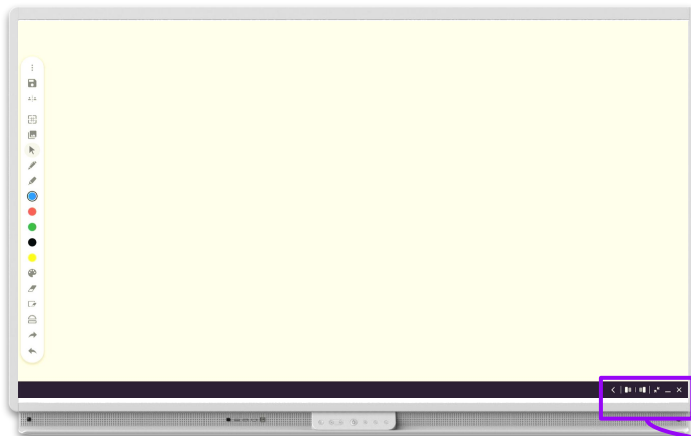


# MULTI-WINDOW & SPLIT SCREEN

Learn how to work with multiple apps in windows or split screen mode.

## Multi-window & split screen

Most apps on your ActivPanel were designed to run in separate windows, allowing you to work with several apps simultaneously. When you see the **multi-window toolbar** at the bottom of a window, this indicates multi-window capability.



Use the **back**-button to return to the previous screen.

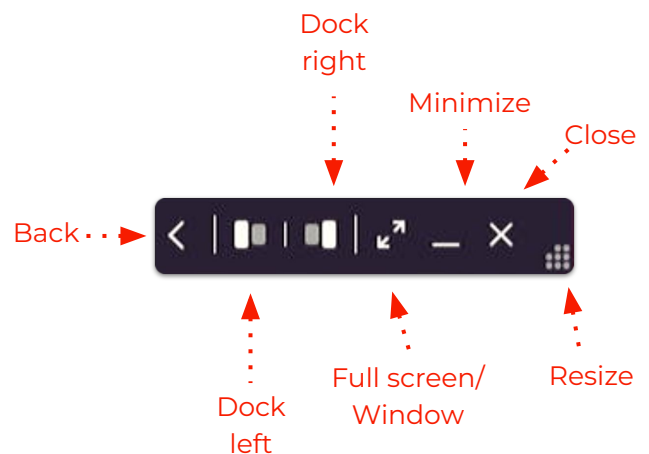
Use the **dock** buttons to **dock** windows left or right (**split screen**).

Select the **double arrow** button to toggle **full screen** or **window**-mode.

Select the **Minimize** button to **hide the app**, without closing it.

Click and hold the **resize** button, to **drag** and **resize** the app window.

### Multi-window toolbar



The Chromium browser let's you open two browser windows, allowing you to split the screen between them.