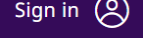
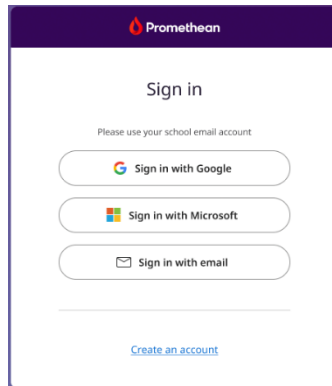


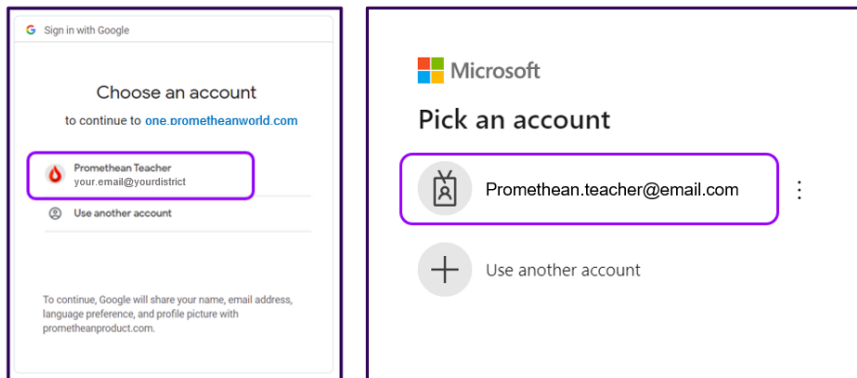
[Create a Promethean Account Online](#)

Your Promethean Account will be your cloud-based account that allows you to sign into Promethean ActivSuite™ or any ActivPanel 9.

1. Go to one.prometheanworld.com and click 
2. Select to sign in with Google, Microsoft, or other email.
Please use your school email account.

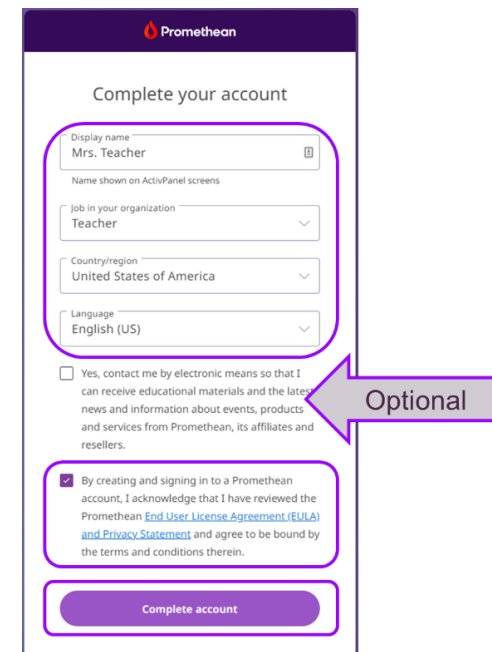


3. Select the account you want to use to create your account.



Note: If you previously had a myPromethean account for the Resource Library, you will automatically be taken to the Profile tab on the Account page. Here you can choose to edit your profile.

4. Complete the required fields
 - a. The **Display name** will be how your name is shown on the panel
 - b. **Job in your organization** (Teacher or IT Administrator)
 - c. **Country and Language**
5. Check the box to accept the End User License Agreement and Privacy Statement
6. Click **Complete Account**



The login credentials that you used to create your account are the same ones you will use to sign into Promethean ActivSuite™ or any ActivPanel 9 in your school or district.